

## Getting Started

**Shortcut to enable TalkBack:** Hold power button until sound or vibration, then hold two fingers on screen until TalkBack enables (when setting is enabled).

**The Local Context Menu (LCM):** contains navigation options relevant to the current page. Options appear in a circular menu by default. To open the local context menu, swipe up, then right.

**The Global Context Menu (GCM):** contains options relevant anywhere on your device. Options appear in a circle and in the corners of the screen, by default. To open the global context menu, swipe down, then right.

**Explore by touch:** Talkback announces items as you reach them when you drag one finger around the screen.

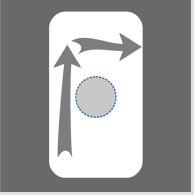
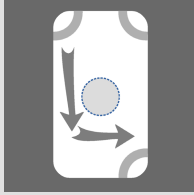
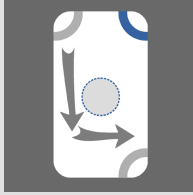
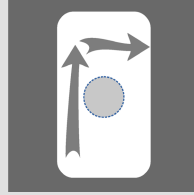
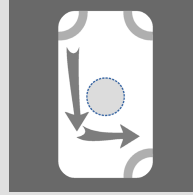
**Firefox Browser Navigation (FBN):** The Firefox browser adds navigation features using three-finger swipes. Swiping up or down with three fingers chooses an element type, and swiping left or right with three fingers moves to the next or previous element of that type.

**Note:** TalkBack varies depending on the version of Android and the web browser in use. Some options may be unavailable.





## The Basics

<p>Turn TalkBack on or off</p> <p>Hold power button until sound or vibration, then hold two fingers on screen (when setting is enabled)</p>	<p>Global Context Menu (GCM)</p> <p>Swipe down, then right</p>	<p>Local Context Menu (LCM)</p> <p>Swipe up, then right</p>	<p>Stop reading</p> <p>Single tap</p>	<p>Read from this point on</p> <p>GCM: Read from next item</p>
<p>Read next item</p> <p>Swipe right</p>	<p>Repeat last statement</p> <p>GCM: Repeat last utterance</p>	<p>Activate link or button</p> <p>Double tap</p>	<p>Go to next landmark, region, or list</p> <p>LCM: Landmarks, list Navigation</p>	<p>Go to main content region</p> <p>Use the "Skip to Main Content" link, or use GCM Quick Nav</p>
<p>Show list of all elements onscreen</p> <p>GCM: Quick navigation</p>	<p>Navigate table cells</p> <p>Swipe right or left. TalkBack reads table cells in order left to right; or explore by touch.</p>	<p>Go to next list item, link, heading, or form element</p> <p>FBN: List items, links, headings, forms</p>	<p>Go to first item on page</p> <p>Swipe up, then down</p>	<p>Go to last item on page</p> <p>Swipe down, then up</p>
<p>Go to home screen</p> <p>Swipe up, then left</p>	<p>Go back</p> <p>Swipe down, then left</p>	<p>Recent apps</p> <p>Swipe left, then up</p>	<p>Notifications</p> <p>Swipe right, then down</p>	<p>Go to previous heading, landmark, table, etc.</p> <p>Swipe up or left</p>





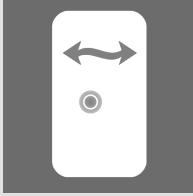
## Reading Text

<p>Say prior line, word, character, paragraph</p>  <p>1. LCM: Line, word, character, paragraph 2. Swipe right.</p>	<p>Say from cursor</p>  <p>GCM: Read from next item</p>	<p>Say character phonetically</p>  <p>GCM &gt; TalkBack Settings &gt; Speak phonetic letters</p>	<p>Say next line, word, character, paragraph</p>  <p>1. LCM: Line, word, character, paragraph 2. Swipe right.</p>	<p>Spell word</p>  <p>GCM: Spell last utterance</p>
---	--	---	--	--


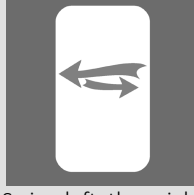
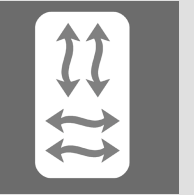
## Tables

<p>Cell to right</p>  <p>Swipe right</p>	<p>Cell to left</p>  <p>Swipe left</p>	<p>Cell below</p>  <p>Explore by touch</p>	<p>Cell above</p>  <p>Explore by touch</p>	<p><b>Note:</b> In Chrome, TalkBack does not announce row or columns headers; Firefox gives a description of the table and announces row and column header.</p>
---	---	---	---	---

## Forms

<p>Select and deselect</p>  <p>Double tap</p>	<p>Open combo box</p>  <p>Double tap</p>	<p>Browse combo box options</p>  <p>Explore by touch or swipe</p>	<p>Select multiple combo box options</p>  <p>Double tap each option to select or deselect</p>	<p>Toggle radio button selection</p>  <p>1. Swipe right or left to the desired option 2. Double tap to select</p>
---	--	---	---	---

## Other Commands

<p>Adjust a slider up or right</p>  <p>Swipe right, then left</p>	<p>Adjust a slider down or left</p>  <p>Swipe left, then right</p>
<p>Scroll a page, menu, etc.</p>  <p>Two-finger swipe up, down, left, or right</p>	

**Ignore TalkBack, report gesture to current application:** Use two or three fingers.

**Search for a word or a phrase:** Use browser's "Find in page" function.

**Typing:** When in a text editing field, a virtual keyboard appears at bottom of screen. Drag finger over letters, and release when you hear the desired letter.

**Reformat documents for simpler viewing:** Reader View in Firefox simplifies web pages. When viewing an article, the button appears in the URL bar.

**Speak characters typed:** In TalkBack settings, enable "Keyboard echo."

**Gesture Hints:** Activate in TalkBack setting.

Full list of commands: <http://tinyurl.com/commands-talkback>